

Model Code F2551

date of issue 27-11-17 revision 00
revision of 29-09-21 (the present replaces any previous versions)



Designer: model designed in co-operation with the Sapienza University in Rome

Structure: seat frame in pinewood, multilayer and plywood covered with polyurethane foam; backrest frame in painted metal. Swivel versions rest on a swivel mechanism.

Spring system: elastic webbing

Seat Padding: seat cushion in ecological polyurethane foam covered with 100% polyester layer

Back Padding: backrest made of fiber (synthetic fiberfill) elements

Mechanisms: swivel versions (P98,P99) are equipped with a swivel metal mechanism with return spring.

Components: versions P99, I44 are equipped with a storage unit located underneath the seat.

Standard feet: pvc, h.1 cm. Swivel versions (P98,P99) rest on matt black lacquered PL2032 wooden base.

Please note: Not available in art. BONUS, MARIO, GINEVRA, LADY, NEW VELVET, ALYA, DUBAI FR. PASHA'.

Density of seat and back

Markets	Seat	Back
I	35 Medium	
D - NL - CH		
USA - California		
GB	37 fire retardant	
Others	35 Medium	

Note: when no values/contents are specified in the chart, please refer to 'Others' field/area.

Coverings

	suggested	not suggested	not possible
thick leathers			✓
thin elastic leathers			✓
natural leathers			✓
fabric*	✓		
microfibre*			✓
leather + split			✓
DeLuxe			✓
multi colour			✓
multi-category			
multi covering			✓

Please note: for not removable models, only one colour fabric covers are available.

* fabrics and microfibers are not available for the U.K. market

Multicovering / Components / Optional vers.**Feet**

PVC H1

PL2032

Ottoman

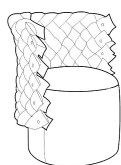
With the reservation of carrying for production purposes and without advanced notices modifications on the materials, coverings and dimensions of the product as indicated in the relevant specification. The given dimensions and volume are of indicative value being subject to the production process tolerances. For normal use, the following maximum loads are recommended: Armchairs max. 120 kg, 2-seat sofas max. 200 kg (2x100 kg), 3-seat sofas max. 240 kg (3x80 kg). Use with loads exceeding the indicated values may cause the sofa/armchair or its components to break.

↑ fold following the dotted line ↑

giuggiola.cal 1116



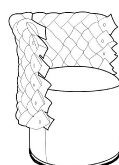
L Length - H Height - D Depth - SH Seat Height - SD Seat Depth
Dimensions refer to maximum sizes of the version with closed mechanism (where available).



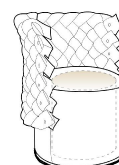
L 70/28"
H81/32" D62/24"
SH49/19" SD52/20"



L 70/28"
H81/32" D62/24"
SH49/19" SD52/20"



L 70/28"
H81/32" D62/24"
SH49/19" SD52/20"



L 70/28"
H81/32" D62/24"
SH49/19" SD52/20"

dimensions				
version code	E24	I44	P98	P99
Description	easy chair	storage easy chair	swivel easy chair	swivel storage easy chair

↓ fold following the dotted line ↓

